


The Impact of the Rotary Foundation

Foundation Funding
District Grants
Global Grants





POLIOPLUS FUND

Rotary Year	Goal	% Goals Received	Total	Goal Achieved	Non-Giving Clubs
2024-25	\$ 65,928	76.7%	\$ 244,440	370.8%	21
2023-24	\$ 58,960	80.0%	\$ 233,936	396.8%	9
2022-23	\$ 69,650	78.7%	\$ 237,166	340.5%	8
2021-22	\$ 74,375	91.8%	\$ 113,034	152.0%	6
2020-21	\$ 84,575	83.6%	\$ 101,786	120.4%	5



Foundation Funding Flow



ANNUAL FUND

SHARE

WORLD FUND

AREAS OF FOCUS

- Primary funding source for Rotary Grants and Programs
- Contributions to Annual Fund SHARE generate District Designated Funds (DDF)
- Contributions are credited to the donor, donor's club, and applied to club's goal



ANNUAL FUND SHARE




Donation to Annual Fund **SHARE**

Donation is invested for 3 years; growth supports Foundation operations.



SPENDING DECISIONS SHARED

World Fund (Trustee discretion)



GLOBAL
GRANTS AND
PROGRAMS*

District Designated Funds (DDF) (District discretion)

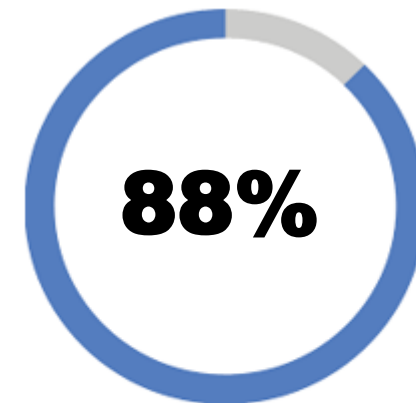


DISTRICT
GRANTS GLOBAL
GRANTS

*Includes PolioPlus, Rotary Peace Centers, other districts, and the Endowment Fund (areas of focus)

TRUST IN THE ROTARY FOUNDATION

- 100+ year history of humanitarian work
- Weathered wars, recessions, COVID, Etc.
- Stable reserves
- Conservative investment strategies



Of funds are spent
directly on programs

Why Give to Annual Fund SHARE?

Chesapeake Mobile Health Unit

Mental Health Programs

Story Book Trail

Literacy Education to Detained Youth

Gwaltney Frontier Farm Educational Building

Outdoor Classroom

Adaptive Wheelchairs (Chariots)

New Kent County Pine Fork Park

Outback Camp Water Station

Mobility Ramps

Renovate Exterior of War Memorial
Cultural Center

Landscape for New
Habitat for Humanity Homes

Digitize Historical Records

Outdoor Tables for Henrico Public Schools

Floating Ramp Dock


Sleep in Heavenly Peace

Dropout Prevention Project

Computer Center

Adaptive Athletic Equipment





THE ANNUAL FUND-SHARE

Rotary Year	Number of Members	District Goal	% Goals Established	Total Giving	Per Capita	Goal Achieved	Non-Giving Clubs
2024-25	2148	\$373,874	88.3%	\$192,033	\$89.40	51.4%	9
2023-24	2161	\$366,325	95.0%	\$495,871	\$229.46	135.4%	0
2022-23	2210	\$355,450	90.2%	\$631,554	\$285.77	177.7%	2
2021-22	2269	\$361,500	100.0%	\$579,234	\$255.28	160.2%	0
2020-21	2417	\$412,450	100.0%	\$525,071	\$217.24	127.3%	0

EREY Participation & Sustaining Members



- ✓ **The backbone of a Rotary giving culture is participation at the EREY [\$25] level in the District**
- ✓ **70% (2023-24), 37% January (2024-25)**
- ✓ **Which leads in time to the Sustaining [\$100] level**
- ✓ **55% (2023-24), 18% January 2024-25**

Paul Harris Society

Historically has donated 16 to 20%
of the District Foundation Funds

Paul Harris Society (PHS) has 165 members

- ✓ 2024-25: 44 PHS donated \$44,000 Thru January
- ✓ 2023-24: 97 PHS donated \$97,000
- ✓ 2022-23: 99 PHS donated \$99,000
- ✓ 2022-23: 98 PHS donated \$98,000
- ✓ 49 PHS members contribute using Rotary Direct





Giving Tuesday
April 1, 2025



Paul Harris Recognition Matching Points \$100-\$500



Rotarians achieve PHF to PHF+8 at subsequent \$1000 levels (\$1=1 Point):

- **Personal Contributions to Annual Fund, Polio, or approved Global Grant**
- **Receiving Points from other Rotarians**



Thank You

"The one who plants trees knows that he will never sit in their shade." – Anonymous

Acknowledgment

Heartfelt thanks to all Rotary Club Presidents and Foundation Chairs for their leadership and dedication.

Foundation Impact

Your contributions enable transformational change locally and globally.

Future Together

Looking forward to another year of impactful service and successful fundraising.



The
Rotary
Foundation

